

# User's Guide

*BYPASSING ZONES*

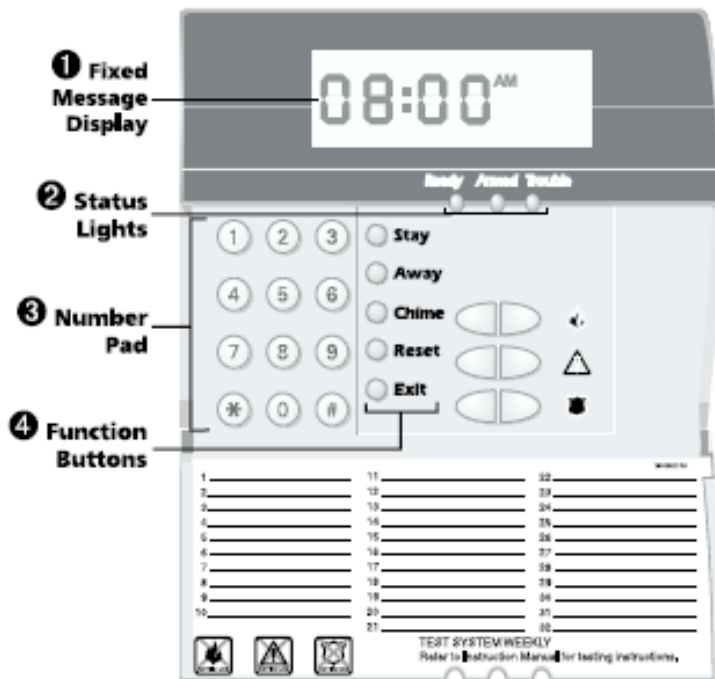
**DSC<sup>®</sup>**  
**Power 864<sup>™</sup>**

---

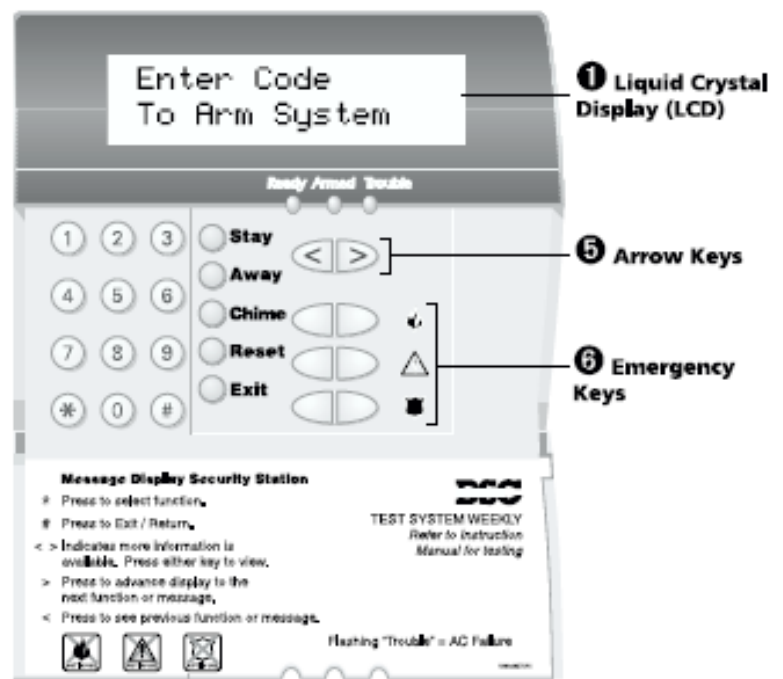
S E C U R I T Y S Y S T E M

# Keypad Buttons & Lights


## LCD5501Z Keypad



## LCD5500Z Keypad




## PC5532Z (LED) Keypad



### PC5508Z



### PC5516Z



Your installer may have installed one of these LED keypads if you have 16 or fewer zones on your system. These keypads operate in the same way as the PC5532 keypad.

## Bypassing Zones

Use the zone bypassing feature when you will need access to a protected area while the system is armed, or when a zone is temporarily out of service, but you need to arm the system. *Bypassed zones will not be able to sound an alarm.*

*Bypassing zones reduces the level of security. If you are bypassing a zone because it is not working, call a service technician immediately so that the problem can be resolved and your system returned to proper working order. Make sure that no zones are unintentionally bypassed when arming your system.*

Zones cannot be bypassed once the system is armed. Bypassed zones are automatically cancelled each time the system is disarmed and must be bypassed again, if required, before the next arming.

**NOTE:** For security reasons, your installer has programmed the system to prevent you from bypassing certain zones (e.g., smoke detectors).

### Bypassing Zones with an LCD5500Z keypad

Start with the system disarmed.

1. Press **\*** to enter the function menu. The keypad will display "Press [\*] for < > Zone Bypass".
2. Press **1** OR **\***, then your [access code] (if required). The keypad will display "Zone Search < > "Zone Name"".
3. Enter the two-digit number of the zone(s) to be bypassed (01-64).  
You can also use the **<|>** keys to find the zone to be bypassed, and then press **\*** to select the zone.  
The keypad will display "Zone Search < > "Zone Name?". "B" will appear on the display to show that the zone is bypassed.  
If a zone is open (e.g., door with door contact is open), the keypad will display "Zone Search < > "Zone Name" O". If you bypass the open zone, a "B" will replace the "O".
4. To unbypass a zone, enter the two-digit number of the zone(s) to be bypassed (01-64).  
You can also use the **<|>** keys to find the zone, and then press **\*** to select the zone.  
The "B" will disappear from the display to show that the zone is no longer bypassed.
5. To exit bypassing mode and return to the Ready state, press **#**.

### Bypassing Zones with a PC55XXZ or LCD5501Z keypad

Start with the system disarmed.

1. Press **\*****1**, then your [access code] (if required).
2. Enter the two-digit number of the zone(s) to be bypassed (01-64). On PC55XXZ keypads, the zone light will turn on to indicate that the zone is bypassed.
3. To unbypass a zone, enter the two-digit number of the zone (01-64). On PC55XXZ keypads, the zone light will turn off to indicate that the zone is not bypassed.
4. To exit bypassing mode and return to the Ready state, press **#**.