




XP400 – BYPASSING ZONES

Bypassing Zones

If an open zone cannot be immediately fixed it can be left unprotected, or *Bypassed*, while the rest of the system is *Armed*. To Bypass a zone:

- 1 Press  followed by the zone number to be Bypassed. The Bypassed zone's light will flash slowly.
- 2 Enter your user code. The Green  **Ready** light will go out and the Red  **Armed** light will light.
- 3 Leave the premises through the Exit/Entry door.

When the system is subsequently disarmed, all bypassed zones will be reset, ready to be armed again. If it is necessary to bypass any inoperative zone(s), it is important to have the zone(s) repaired as soon as possible. A bypassed zone does not provide any protection, compromising system security.
