




## System Troubles


The GEM-P800 is constantly monitoring its own components, as well as all critical services, such as AC power and the telephone line, to insure that it is always ready to provide the protection for which it was designed. When a system trouble does occur, it will caution you by lighting the TROUBLE  light and beeping the keypad buzzer.

If you cannot immediately clear the system trouble, the system can still be used. Simply press **FUNCTION** followed by **4** to view the trouble as described below, and then arm the system.

To determine the nature of the trouble, press **FUNCTION** followed by **4**, count the number of keypad beeps and observe the number of the illuminated zone. Refer to the following table to determine the cause of the trouble. If there is more than one trouble to view, pressing **INTERIOR** will scroll to the next trouble, and then exit the TROUBLE  mode if there are no more troubles to view.

Keypad Beeps or  Flashes	Zone light ON	System Trouble Condition	Action
1 <i>Beep</i>	1	AC Power Failure	This trouble will occur if AC power is not present. Make sure system transformer is plugged into AC receptacle and check the circuit breaker, otherwise call installing company for service.
1 <i>Beep</i>	2	Low Battery	If there has been a recent power failure, the battery may be partially depleted and must be recharged by the control panel. If the trouble does not go away in 24 hours, call installing company for service.
1 <i>Beep</i>	3	Communication Failure	The system was not able to report to central station. If this is due to a temporary interruption in the telephone service, the trouble can be cleared when the service is restored by pressing <b>FUNCTION</b> followed by <b>4</b> again to view the trouble, and then pressing <b>INTERIOR</b> to exit. Otherwise, call installing company for service.
1 <i>Beep</i>	4	Telephone Line Cut	The telephone line has failed. If telephone service has been temporarily interrupted, the trouble will clear it is when restored. Otherwise, call installing company for service.
2 <i>Beeps</i>	1	Bell/Siren Trouble	There is a problem with the Bell or Siren. Call installing company for service.

## System Troubles

Keypad Beeps or  Flashes	Zone light ON	System Trouble Condition	Action
2 Beeps	2	Fire Trouble	A problem has been detected in the Fire Circuit. Call installing company for service.
2 Beeps	3	Wireless Receiver Trouble	A problem has been detected with the wireless receiver. Call installing company for service.
2 Beeps	4	Wireless Receiver Jam	A problem has been detected with a wireless receiver. Call installing company for service.
3 Beeps	1-8	Wireless Transmitter Low Battery	The battery in a wireless transmitter is low and should be replaced. This transmitter is on the zone corresponding to the number of the lit zone light. The replacement battery for the GEM-Trans2 door/window transmitter, GEM-PIR motion detector and GEM-GB glass break detector is the Duracell DL123A 3 volt lithium. (2 required for the GEM-PIR and GEM-GB.) The GEM-DT Dual Technology Sensor requires 4 C cell alkaline batteries. <i>Warning: Replace batteries only with the same type as specified above. Use of another battery may present a risk of fire or explosion. Do not recharge or disassemble battery, or dispose of in fire.</i>
4 Beeps	1-8	Wireless Transmitter Supervisory Failure	A problem has been detected with a wireless transmitter. Call installing company for service
5 Beeps	1-4	Wireless Smoke Detector Low Battery	The battery in a wireless smoke detector is low and should be replaced. This wireless smoke detector should be marked with a number corresponding to the number of the lit zone light. The replacement battery is the Duracell MN1604 9 Volt Alkaline(2 required ). <i>Warning: Replace batteries only with the same type as specified above. Use of another battery may present a risk of fire or explosion. Do not recharge or disassemble battery, or dispose of in fire.</i>
6 Beeps	1-4	Wireless Smoke Detector Supervisory Failure	A problem has been detected with a wireless smoke detector. Call installing company for service.
7 Beeps	1-6	Zone Trouble	Call installing company for service.

13