


SECURITY

SYSTEM


OWNER'S

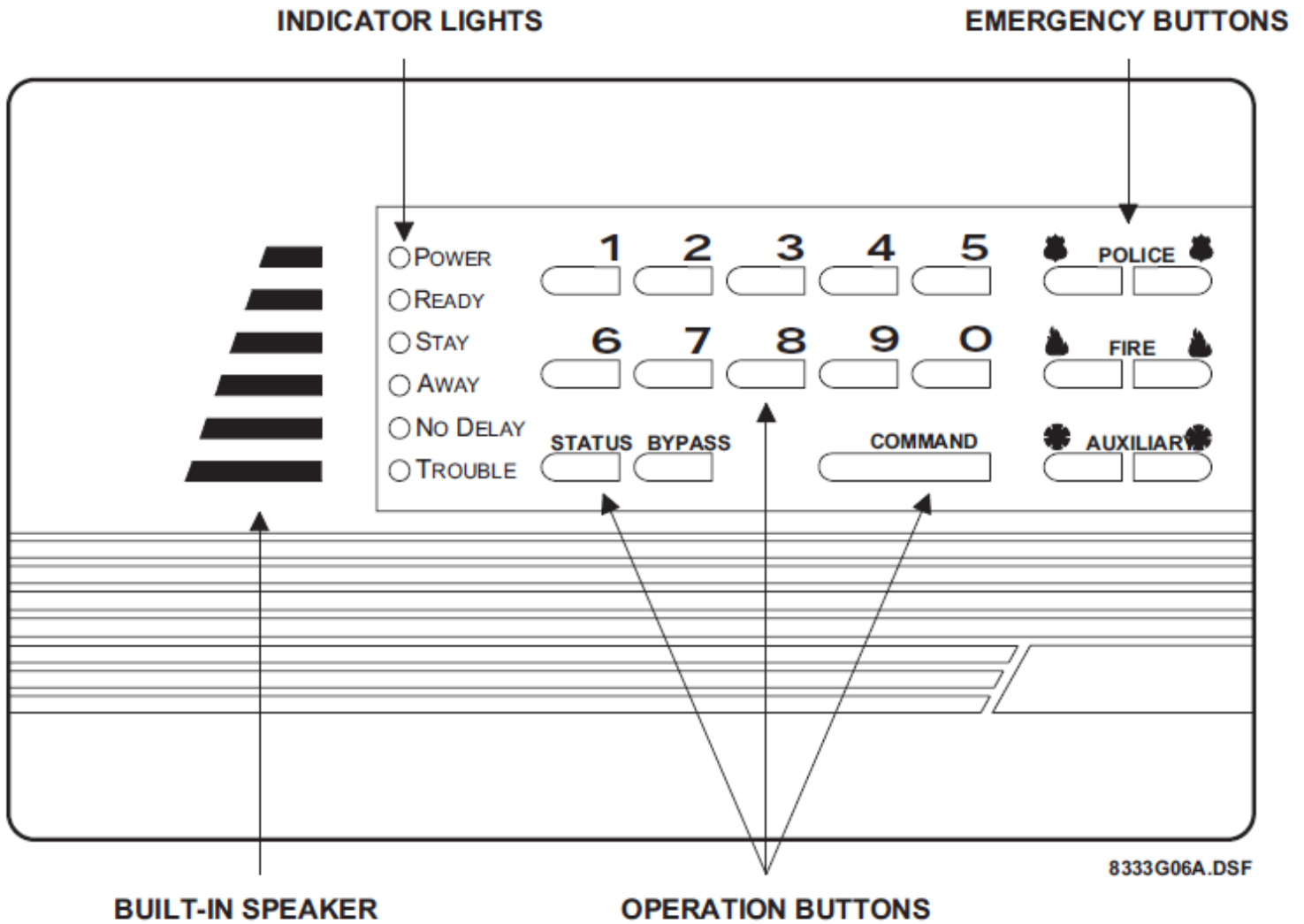
MANUAL

Code Changes



**RF
Commander**  [®]





CHANGING YOUR ACCESS CODE

(System must be in level 1)

1. ENTER: Access Code + Status + 8 + New Code
2. The control panel will repeat the 4 new digits you entered and "okay".

CAUTION: Be sure not to duplicate your distress code when changing your access code.

PROGRAM THE VISITOR ACCESS CODE

(System must be in Level 1)

1. ENTER: Access Code + Status + 7 + 4 digit code
2. The control panel will repeat the visitor access code and "okay"

To disable, follow the above procedure and enter your regular access code in place of the 4 digit code.